
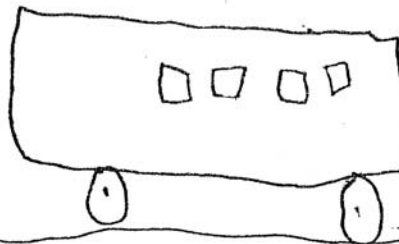
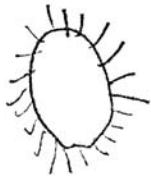


Welcome to

Preschool



West Linn-Wilsonville School District

Updated July 2011

---

## Contents


	<u>Page</u>
Together...	3
Smoothing the way...	4
Traveling the road together...	5
Creating safe habits...	5
Clothes are for comfort...	6
When should my child stay home?	7
Growing and learning...	8
From the beginning...	9

# *Together...*

Early childhood programs in the West Linn-Wilsonville School District are based on the belief that young children "learn by doing." The complex interaction of thinking and experience determines the pace and range of each child's learning and skill development. The goal of our program is to engage children in experiences that enhance the natural processes of physical and intellectual growth. Parents and teachers are partners in support of children's development. Together we create active, productive classrooms and provide enriching home experiences for learning.

Early childhood programs help young learners to:


- Develop curiosity and an eagerness for learning.
- Understand and feel good about him/herself.
- Expand the world he/she lives in.
- Communicate with others in many ways.
- Do things independently and learn to work with others.
- Develop good work habits and attitudes.
- Listen and follow directions.
- Develop muscles, senses, and coordination.
- Handle his/her feelings as well as the feelings of others.
- Develop literacy skills and number concepts.



# *Smoothing the way...*

The next few months provide a great time for you and your child to prepare for going to school.

- Practice the best route to the school or bus stop.
- Visit the school with your child before the first day of school. Take a tour of the school grounds. If possible, have your child visit the classroom and meet the teacher.
- Help your child develop a positive attitude toward school. Talk about it in a positive, friendly way so school will be thought of as a happy place.
- Talk about any doubts or fears your child expresses about school. Try to answer all questions in a positive, reassuring way and let your child know there will be friendly people to help on those first days of school.
- Give your child many opportunities to play with other children and occasionally leave your youngster with friends, relatives, or a babysitter. Preschoolers who play with other children and are accustomed to being away from home find it easier to adjust to school.
- Encourage your child to wash and dress him/herself, put away toys, and take care of toilet needs unassisted. The more independent your child is, the easier it will be at school.
- Assign your child tasks to do every day. Playing an important role in the life of the family will help the youngster develop a sense of responsibility and self-worth.
- Buy clothing that is easy for your child to handle – zippers and Velcro are sometimes easier to deal with than buttons and laces.



# *Traveling the road together...*


*\* For **Head Start** early childhood programs only*

Riding the bus to and from school can be an exciting adventure. The bus company and the school work together, to assure a safe, happy ride for children.

The bus company sets bus routes for our preschool children during the summer. The routes are designed to bring the children as close to home as possible. During the Preschool Parent Orientation in August, we will have bus maps for you to look at so you can confirm your child's bus schedule. We encourage you to walk your child to the bus stop and meet him/her there on the return home.

Bus notes are essential for the safety of the children. When your child visits another child's home or goes to another address for day care, we need a note from you. Please send a note to school anytime you make a change in your child's normal transportation routine.


If you have any questions about bus transportation, please call the bus company at (503) 570-8604.



# *Creating safe habits...*

Access to the following information provides children with tools to keep them safe and self-confident.

- Begin to learn full name, address, telephone number, and parents' full names.
- To ride or talk with familiar people only.
- What traffic lights mean.
- To look both ways before crossing the street.
- Where the preschool classroom is located.
- To stay where the teacher can see you.



# *Clothes are for comfort...*

The children are busy learning and playing, so please... send your child to school in clothing that is:

- comfortable
- easily managed
- weather appropriate
- simple
- washable


Have your youngster practice buttoning, zipping, snapping pants, and tying shoes, so he/she can manage such tasks alone. When buying school clothes, buy garments that have easy-to-use elastic, buttons, and zippers.

Put your child's name on all outside clothing that will be worn to school. This includes hats, gloves, sweaters, and sweatshirts. It might just mean that difference between buying one or several jackets during the school year.

Children will use tempera paint throughout the year. Although it is a water-based paint, it sometimes leaves a stain. Please don't send your child to school in something that cannot be worn while painting! Even paint-shirts don't cover the children's clothing completely.

Shoes should be durable, comfortable, and secure.

As your child learns the skills of dressing, there will be plenty of help at school. We can all celebrate together as your child gains each new skill.



# *When should my child stay home?*

If your child has any of the following conditions, he/she should stay home.

- Fever of 100 or more
- Runny nose
- Eye infections
- Sore throat
- Persistent cough
- Rash
- Too ill to play outside
- Vomiting
- Diarrhea
- Swollen glands
- Severe headache
- Earache
- Communicable disease

If your child requires medication during the school day, your doctor needs to sign the district form to specify the schedule of the treatment. The school must be notified regarding the type of medicine and the frequency of administration. The medicine must be brought to school in the original container and remain in the school office. Classroom teachers are not allowed to administer any medications to children.

If your child will not be in school on a day, please call the school. If your child has a communicable disease, he/she may be required to obtain a doctor's release before returning to school.

Your child will be ready and able to take on the rigors of a day a school when a healthy routine is followed. Remember to make sure your child:

- Gets a good night's rest – 10 to 12 hours is recommended.
- Eats a balanced diet. Allow adequate time for a full meal before coming to school.
- Uses the bathroom independently and sanitarily.
- Brushes teeth after eating and before going to bed.


If you have specific questions concerning health habits, contact your family doctor or the school nurse.



# *Growing and learning...*

Your child is growing and changing every day. The following opportunities will make learning exciting for your preschooler!

- Browsing together through books, magazines and newspapers.
- Participating in conversations.
- Pointing to objects and naming them.
- Counting familiar objects such as buttons, blocks, and crayons.
- Repeating short sentences after you have said them once.
- Following simple instructions, such as “pick up a book,” “bring the pencil,” or “close the door.”
- Playing simple games, taking turns.
- Putting puzzles together.
- Practicing writing his/her name.
- Drawing and writing with a variety of tools, such as chalk, pens, crayons and pencils.
- Naming the colors of items as you point to them.
- Sorting items by common features.
- Putting things in order according to their size.
- Matching common things, such as socks and shoes.
- Observing adults in your home reading and writing.



***\*Read to your child as often as possible. Children who are read to, become better readers.***



# *From the beginning...*

Much of a child's attitude toward school and learning is formed before reaching school. The attitudes and practices of parents are crucial because you're the most important person in your child's life. Children learn in many ways. One of the most prominent ways of teaching is by modeling those values that are important to you.

## **Children Learn What They Live**

*If a child lives with tolerance,  
He learns to be patient;*

*If a child lives with encouragement,  
He learns to be confident;*

*If a child lives with praise,  
He learns to be appreciative;*

*If a child lives with acceptance,  
He learns to love;*

*If a child lives with approval,  
He learns to like himself;*

*If a child lives with recognition,  
He learns it is good to have a goal;*

*If a child lives with honesty,  
He learns what truth is;*

*If a child lives with fairness,  
He learns justice;*

*If a child lives with security,  
He learns to have faith in himself  
and those about him.*

